



## AS-Interface power supply VAN-230/500AC-K24

- 8 A output load
- 200 ... 500 V<sub>AC</sub>
- SELV
- LED operating display
- AS-Interface data decoupling
- Power factor correction

AS-Interface power supply, data decoupling, 8 A



### Function

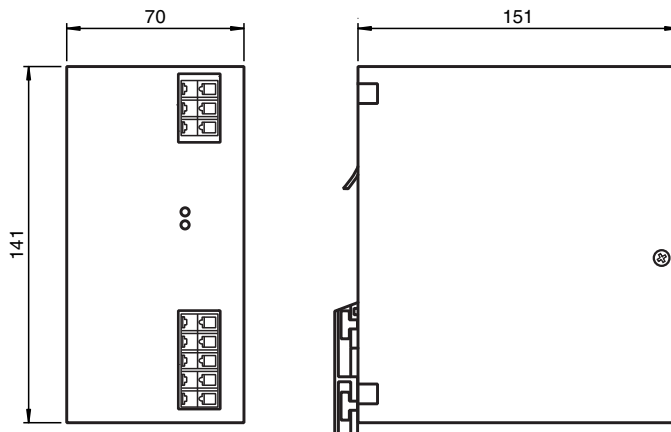
The primarily pulsed power pack has been designed for field bus applications which transmit power and data via one single two-wire cable (AS-Interface concept). It supplies a fully extended AS-Interface system with a 8 A output current. Sinusoidal current drain from the mains avoids harmonics.

The power factor correction feature ensures that the current and the voltage are almost cophasal to avoid reactive power and provide a  $\cos \phi > 0.6$  power factor. The power pack makes available electric power. In addition to this, it provides for data isolation towards the power source and balancing of the two output lines (AS-Interface + and AS-Interface -) towards the reference potential of the machine (shield connection). Precise transformer coupling allows the use of unshielded load lines.

#### Fuses:

The power pack is electronically protected against external short circuits. In case of fault, the internal fusible link separates the power pack from the mains.

### Dimensions



### Technical Data

Indicators/operating means		
LED Overload		Red LED lights up for overload, flashes for hiccup mode
LED PWR		LED green
Electrical specifications		
Fusing		3.15 AT (internal)
Capacity factor		0.7 Capacitive at 400 V <sub>AC</sub>
Rated operating voltage	U <sub>e</sub>	195 ... 500 V <sub>AC</sub>

Refer to "General Notes Relating to Pepperl+Fuchs Product Information".

Pepperl+Fuchs Group  
www.pepperl-fuchs.com

USA: +1 330 486 0001  
fa-info@us.pepperl-fuchs.com

Germany: +49 621 776 1111  
fa-info@de.pepperl-fuchs.com

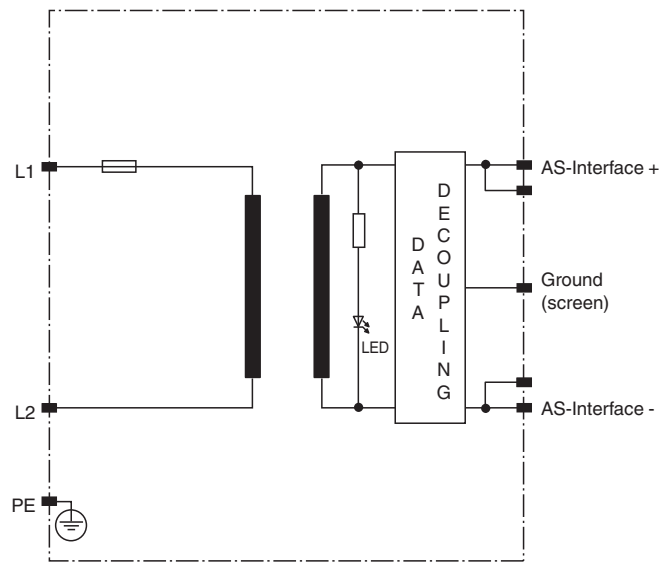
Singapore: +65 6779 9091  
fa-info@sg.pepperl-fuchs.com

**PEPPERL+FUCHS**

## Technical Data

Rated operating current	$I_e$	1 A at 400 V <sub>AC</sub>
Supply frequency		47 ... 63 Hz
Efficiency		87 %
Nominal voltage		230/400 V <sub>AC</sub>
Peak inrush current	$I^2t$	< 50 A
<b>Output</b>		
Current limit		approx. 8.5 A
Voltage		31.2 V ±1 %
Current		8 A
<b>Directive conformity</b>		
Electromagnetic compatibility		
Directive 2014/30/EU		EN 50083-2:2006
Low voltage		
Directive 2014/35/EU		EN 61010-1:2010
<b>Conformity</b>		
Degree of protection		IEC 60529:2001
<b>Standard conformity</b>		
AS-Interface		IEC 62026-2:2006
Noise immunity		EN 61000-6-1:2007, EN 61000-6-2:2005
Standards		Harmonic waves: EN 61000-3-2 Class A Interference suppression: EN 55022, EN 55011 Class B Electrostatic discharge (ESD): IEC 61000-4-2 (8 kV contact discharge, 15 kV air discharge) Electromagnetic fields: IEC 61000-4-3 (EN 61000-4-3; 10 V/m) Burst: IEC 61000-4-4 (4 kV input, 2 kV output/capacitively coupled) Surge: IEC 61000-4-5 (4 kV asymmetrical, 4 kV symmetrical) Conducted interference: IEC 61000-4-6 (10 V, 150 kHz to 80 MHz)
<b>Ambient conditions</b>		
Ambient temperature		-10 ... 40 °C (14 ... 104 °F)
Storage temperature		-25 ... 85 °C (-13 ... 185 °F)
<b>Mechanical specifications</b>		
Housing length		151 mm
Housing width		70 mm
Housing height		141 mm
Degree of protection		IP20
Protection class		I, Protective conductor connection necessary
Connection		Connection terminals, max. conductor cross-section 0.5 to 2.5 mm <sup>2</sup> Stripping length 5 to 6 mm
Mass		approx. 1200 g
Mounting		DIN mounting rail

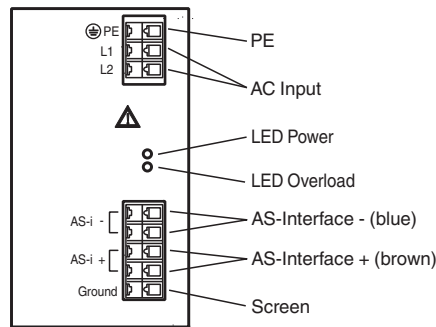
Connection



Connection

The "GND" connection must be connected to the potential of the machine in any case.

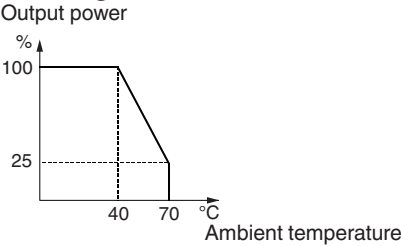
Assembly



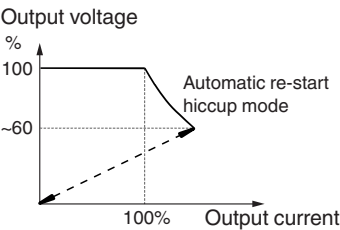
Release date: 2023-11-21 Date of issue: 2023-11-21 Filename: 211634\_eng.pdf

Characteristic Curve

Derating



Current limitation characteristic



Release date: 2023-11-21 Date of issue: 2023-11-21 Filename: 211634\_eng.pdf